



DEFENCE BUDGET IMPLEMENTATION

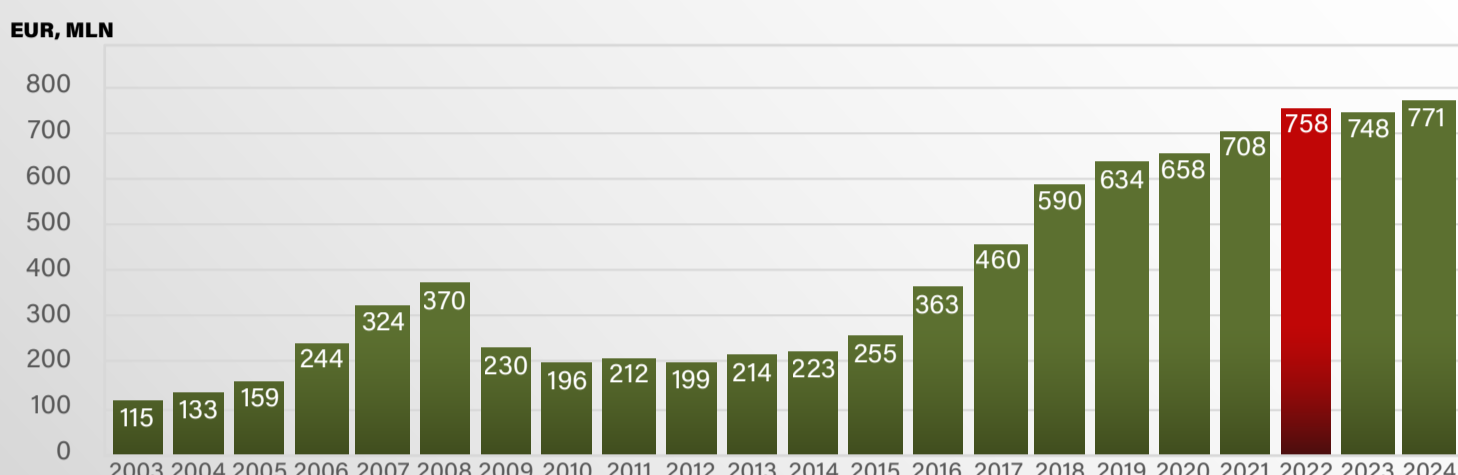
KEY 2022 DEFENCE SPENDING BENEFITS FOR THE SOCIETY IN AREAS GOVERNED BY MINISTRY OF DEFENCE

- Stronger and more capable National Armed Force and National Guard combat units
- More efficient National Armed Force supply chain
- More developed national defence industry
- Integration within comprehensive national defence framework
- Participation of Latvian troops in international missions and operations
- Enhanced national digital security and cyber defence capabilities
- Integration of national defence course in school curriculum and development of Cadet Force
- Colonel Oskars Kalpaks Military High School

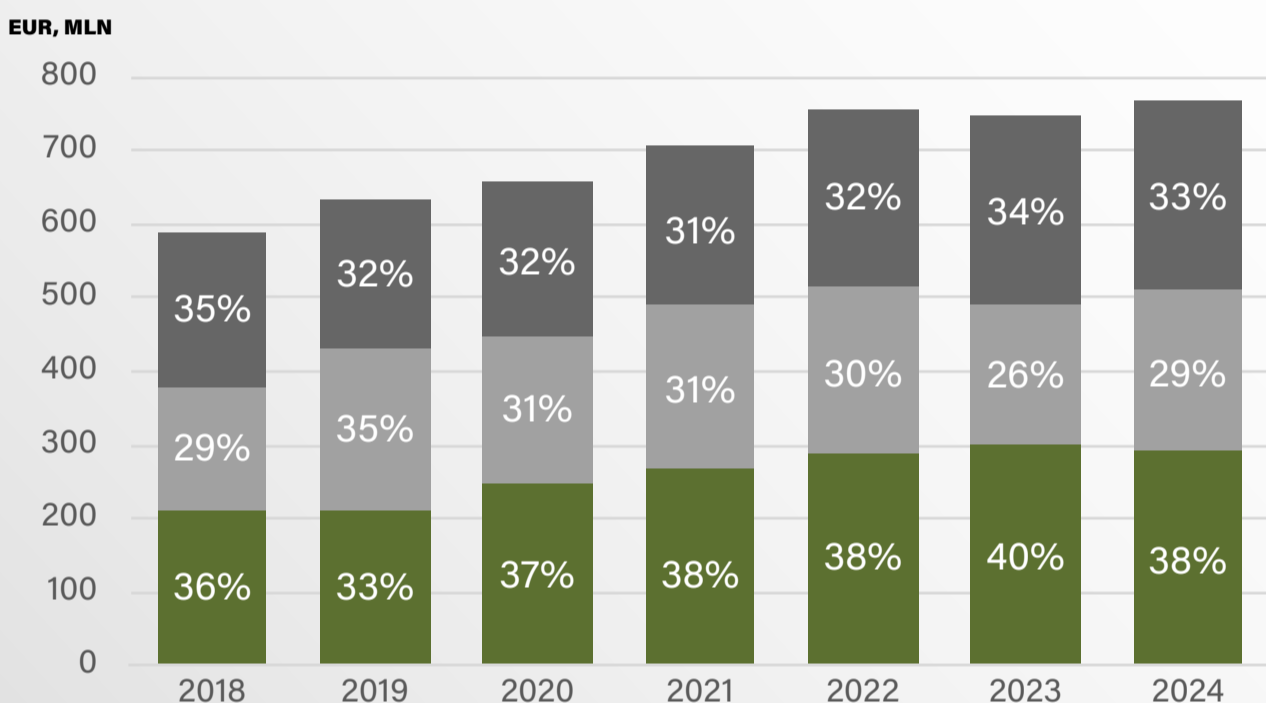
Defence spending will reach **€758.35** million in 2022

In 2018 Cabinet of Ministers agreed to maintain the level of defence spending at or above 2% of GDP and 2022 Defence Budget will reach **2.23% of the GDP**

DEFENCE BUDGET DYNAMICS 2003 - 2024



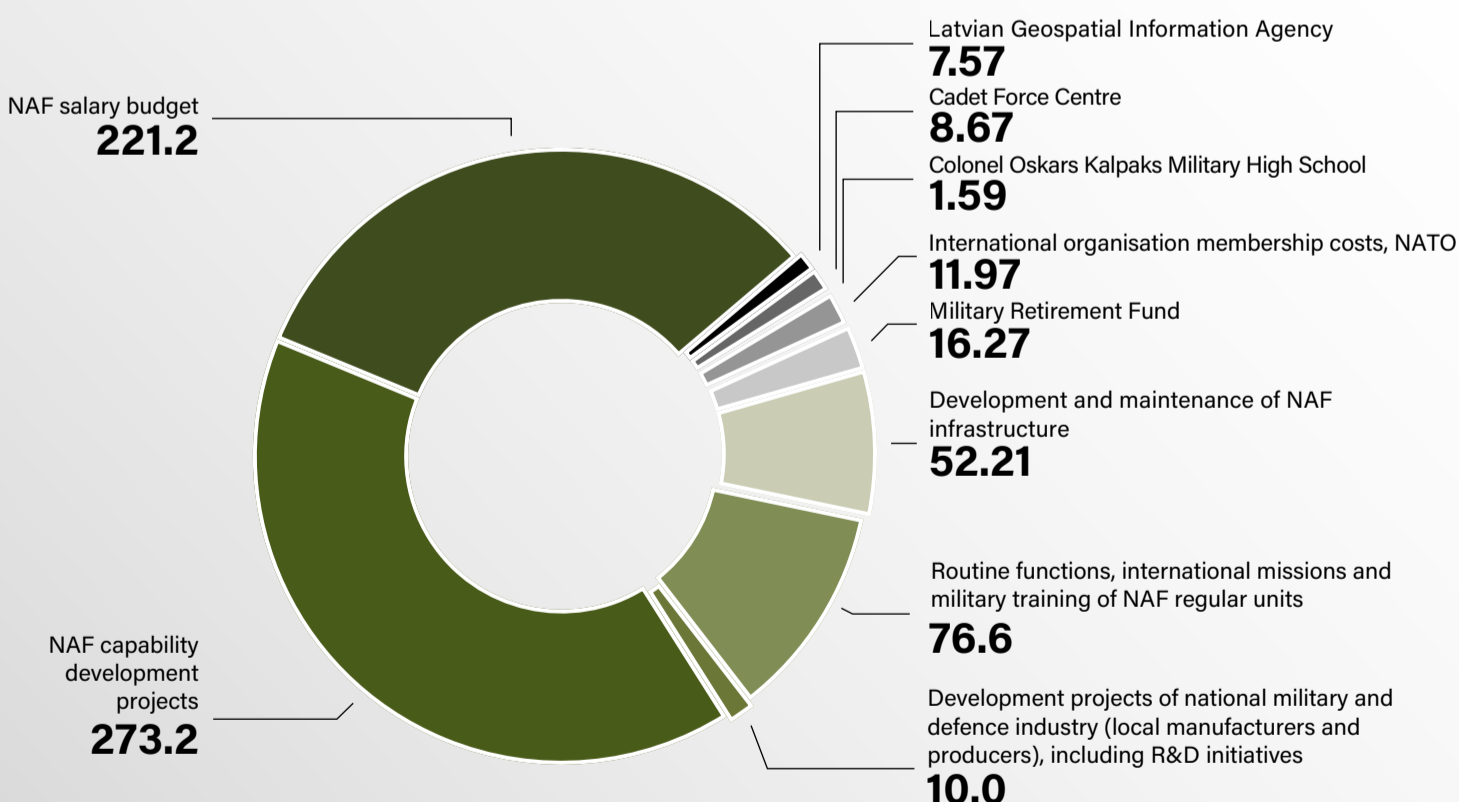
BUDGET BREAKDOWN 2018 - 2024, % OF ANNUAL ALLOCATION



BUDGET BREAKDOWN - 2018 - 2025, EUR MILLION

	2018	2019	2020	2021	2022	2023	2024
Personnel	209,81	211,30	246,02	267,85	286,86	299,47	292,13
Maintenance	169,07	220,47	200,63	222,07	230,78	192,57	222,12
Investments	210,73	202,68	210,98	217,90	240,71	255,67	256,95
Total:	589,61	634,45	657,63	707,82	758,35	747,71	771,20

MAIN BUDGET LINES IN 2022, MILLIONS EUR



Data: November 2021

